


LED SURFACE LUMINAIRE



SC SERIES



Key Features

- Triac dimming compatible
- Special designed polycarbonate diffuser to optimize the LED lighting performance
- Long service life of 50,000 hours L70 @ 45°C (Ta)
- Safety, EMC and IEC compliance
- Available with battery backup system and emergency lighting

Application

Passageways, Cabins, Lounges, Dining rooms, Accommodation areas

Mounting Method

4 mounting holes $\varnothing 5.5\text{mm}$

Material

Diffuser: Polycarbonate
Housing: Zinc coated steel, Powder coated white

Electrical

Flexible wiring, Heat resistant up to 105°C

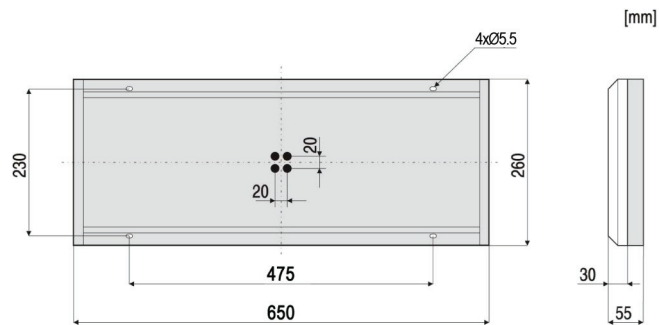
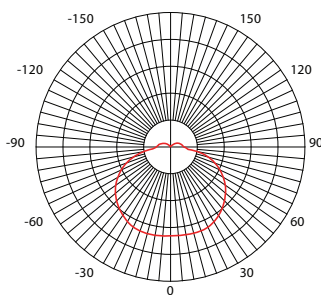
Options

100V ~ 120V AC

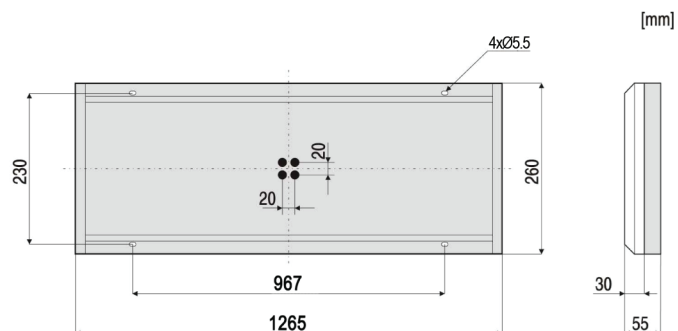
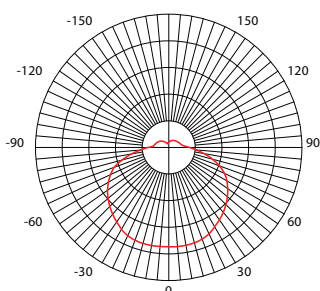
Weight

SC21: 2.5Kg SC22: 2.8Kg
SC41: 5.0Kg SC42: 5.6Kg


SC21/SC22



SC41/SC42



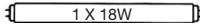
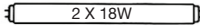
LED SURFACE LUMINAIRE



SC SERIES

- B Denotes : With battery backup
- E Denotes : With DC24V emergency LED

TECHNICAL SPECIFICATIONS IP 30

Ideal Replacement:  SC21 for 1X18W
 SC22 for 2X18W

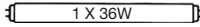
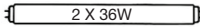
BH Code	Type	Main Voltage	Power	CCT	Ambient Temp (Ta)	System Lumen
IGLASC215A1	SC21	100V - 120V AC	1x12.5W	5000K	-30°C ~ +45°C	950lm
IGLASC215A1B	SC21	100V - 120V AC	1x12.5W	5000K	-30°C ~ +45°C	950lm
IGLASC215A1E	SC21	100V - 120V AC	1x12.5W	5000K	-30°C ~ +45°C	950lm
IGLASC225A1	SC22	100V - 120V AC	2x12.5W	5000K	-30°C ~ +45°C	1900lm
IGLASC225A1B	SC22	100V - 120V AC	2x12.5W	5000K	-30°C ~ +45°C	1900lm
IGLASC225A1E	SC22	100V - 120V AC	2x12.5W	5000K	-30°C ~ +45°C	1900lm

Also available in other CCT.

* Ambient Temperature not applicable for Battery Backup System and Emergency Lighting.



TECHNICAL SPECIFICATIONS IP 30

Ideal Replacement:  SC41 for 1X36W
 SC42 for 2X36W


BH Code	Type	Main Voltage	Power	CCT	Ambient Temp (Ta)	System Lumen
IGLASC415A1	SC41	100V - 120V AC	1x24W	5000K	-30°C ~ +45°C	1900lm
IGLASC415A1B	SC41	100V - 120V AC	1x24W	5000K	-30°C ~ +45°C	1900lm
IGLASC415A1E	SC41	100V - 120V AC	1x24W	5000K	-30°C ~ +45°C	1900lm
IGLASC425A1	SC42	100V - 120V AC	2x24W	5000K	-30°C ~ +45°C	3800lm
IGLASC425A1B	SC42	100V - 120V AC	2x24W	5000K	-30°C ~ +45°C	3800lm
IGLASC425A1E	SC42	100V - 120V AC	2x24W	5000K	-30°C ~ +45°C	3800lm

Also available in other CCT.

* Ambient Temperature not applicable for Battery Backup System and Emergency Lighting.



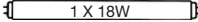
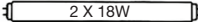
LED SURFACE LUMINAIRE



SC SERIES

- B Denotes : With battery backup
- E Denotes : With DC24V emergency LED

TECHNICAL SPECIFICATIONS IP 30

Ideal Replacement:  SC21 for 1X18W
 SC22 for 2X18W

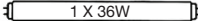
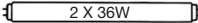
BH Code	Type	Main Voltage	Power	CCT	Ambient Temp (Ta)	System Lumen
IGLASC215A2	SC21	220V - 240V AC	1x12.5W	5000K	-30°C ~ +45°C	950lm
IGLASC215A2B	SC21	220V - 240V AC	1x12.5W	5000K	-30°C ~ +45°C	950lm
IGLASC215A2E	SC21	220V - 240V AC	1x12.5W	5000K	-30°C ~ +45°C	950lm
IGLASC225A2	SC22	220V - 240V AC	2x12.5W	5000K	-30°C ~ +45°C	1900lm
IGLASC225A2B	SC22	220V - 240V AC	2x12.5W	5000K	-30°C ~ +45°C	1900lm
IGLASC225A2E	SC22	220V - 240V AC	2x12.5W	5000K	-30°C ~ +45°C	1900lm

Also available in other CCT.

* Ambient Temperature not applicable for Battery Backup System and Emergency Lighting.



TECHNICAL SPECIFICATIONS IP 30

Ideal Replacement:  SC41 for 1X36W
 SC42 for 2X36W

BH Code	Type	Main Voltage	Power	CCT	Ambient Temp (Ta)	System Lumen
IGLASC415A2	SC41	220V - 240V AC	1x24W	5000K	-30°C ~ +45°C	1900lm
IGLASC415A2B	SC41	220V - 240V AC	1x24W	5000K	-30°C ~ +45°C	1900lm
IGLASC415A2E	SC41	220V - 240V AC	1x24W	5000K	-30°C ~ +45°C	1900lm
IGLASC425A2	SC42	220V - 240V AC	2x24W	5000K	-30°C ~ +45°C	3800lm
IGLASC425A2B	SC42	220V - 240V AC	2x24W	5000K	-30°C ~ +45°C	3800lm
IGLASC425A2E	SC42	220V - 240V AC	2x24W	5000K	-30°C ~ +45°C	3800lm

Also available in other CCT.

* Ambient Temperature not applicable for Battery Backup System and Emergency Lighting.

