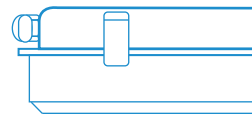


# LED WATERTIGHT LUMINAIRE



## WS SERIES



### Application

Decks, Engine rooms, Yards, Coldrooms

### Mounting Method

Surface mounted

### Material

Diffuser: Polycarbonate  
Housing: Stainless steel or  
Zinc coated steel, Powder coated white

### Electrical


Flexible wiring, Heat resistant up to 105°C

### Options

100V ~ 120V AC

### Weight

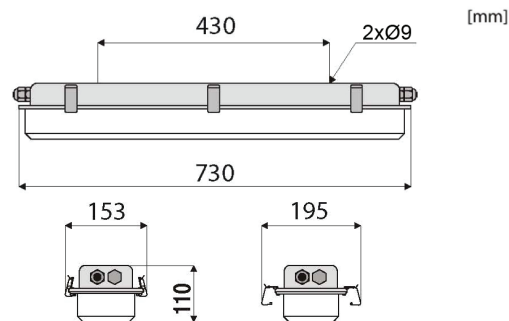
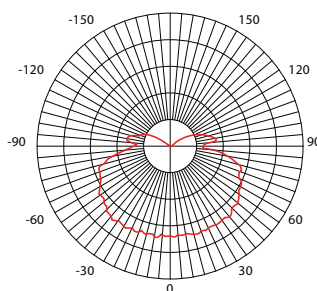
WS21: 3.3Kg    WS22: 3.6Kg  
WS41: 5.2Kg    WS42: 5.8Kg



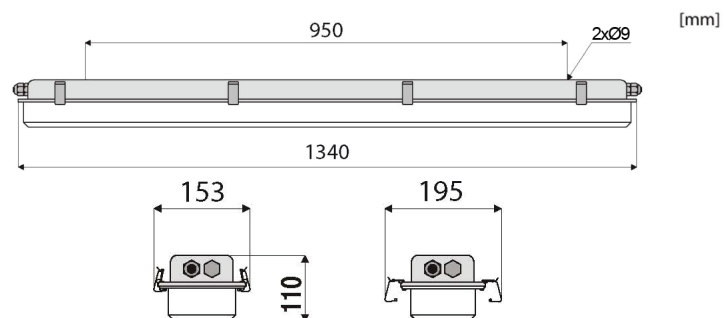
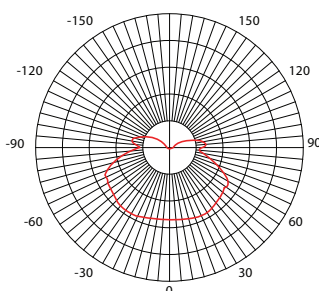
### Key Features

- Triac dimming compatible
- Built-in with high thermal efficient linear module that allows lighting to operate at ambient temperature of up to 45°C
- Special designed clear polycarbonate diffuser to optimize the LED light transmission
- Long service life of 50,000 hours L70 @ 45°C (Ta)
- Safety, EMC and IEC compliance
- Available with battery backup system and emergency lighting

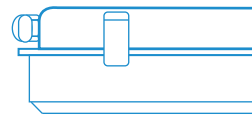
### WS21/WS22



### WS41/WS42



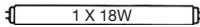
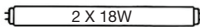
# LED WATERTIGHT LUMINAIRE



## WS SERIES

- B Denotes : With battery backup
- E Denotes : With DC24V emergency LED

### TECHNICAL SPECIFICATIONS IP 67

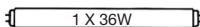
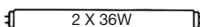
Ideal Replacement:  WS21 for 1X18W  
 WS22 for 2X18W

BH Code	Type	Main Voltage	Power	CCT	Ambient Temp (Ta)	System Lumen
IGLAWS215SA1	WS21	100V - 120V AC	1x12.5W	5000K	-30°C ~ +45°C	970lm
IGLAWS215SA1B	WS21	100V - 120V AC	1x12.5W	5000K	-30°C ~ +45°C	970lm
IGLAWS215SA1E	WS21	100V - 120V AC	1x12.5W	5000K	-30°C ~ +45°C	970lm
IGLAWS215ZA1	WS21	100V - 120V AC	1x12.5W	5000K	-30°C ~ +45°C	970lm
IGLAWS215ZA1B	WS21	100V - 120V AC	1x12.5W	5000K	-30°C ~ +45°C	970lm
IGLAWS215ZA1E	WS21	100V - 120V AC	1x12.5W	5000K	-30°C ~ +45°C	970lm
IGLAWS225SA1	WS22	100V - 120V AC	2x12.5W	5000K	-30°C ~ +45°C	1940lm
IGLAWS225SA1B	WS22	100V - 120V AC	2x12.5W	5000K	-30°C ~ +45°C	1940lm
IGLAWS225SA1E	WS22	100V - 120V AC	2x12.5W	5000K	-30°C ~ +45°C	1940lm
IGLAWS225ZA1	WS22	100V - 120V AC	2x12.5W	5000K	-30°C ~ +45°C	1940lm
IGLAWS225ZA1B	WS22	100V - 120V AC	2x12.5W	5000K	-30°C ~ +45°C	1940lm
IGLAWS225ZA1E	WS22	100V - 120V AC	2x12.5W	5000K	-30°C ~ +45°C	1940lm

Also available in other CCT.  
 \*Ambient Temperature not applicable for Battery Backup System and Emergency Lighting.



### TECHNICAL SPECIFICATIONS IP 67

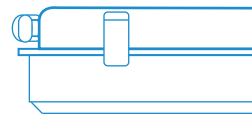
Ideal Replacement:  WS41 for 1X36W  
 WS42 for 2X36W

BH Code	Type	Main Voltage	Power	CCT	Ambient Temp (Ta)	System Lumen
IGLAWS415SA1	WS41	100V - 120V AC	1x24W	5000K	-30°C ~ +45°C	1940lm
IGLAWS415SA1B	WS41	100V - 120V AC	1x24W	5000K	-30°C ~ +45°C	1940lm
IGLAWS415SA1E	WS41	100V - 120V AC	1x24W	5000K	-30°C ~ +45°C	1940lm
IGLAWS415ZA1	WS41	100V - 120V AC	1x24W	5000K	-30°C ~ +45°C	1940lm
IGLAWS415ZA1B	WS41	100V - 120V AC	1x24W	5000K	-30°C ~ +45°C	1940lm
IGLAWS415ZA1E	WS41	100V - 120V AC	1x24W	5000K	-30°C ~ +45°C	1940lm
IGLAWS425SA1	WS42	100V - 120V AC	2x24W	5000K	-30°C ~ +45°C	3880lm
IGLAWS425SA1B	WS42	100V - 120V AC	2x24W	5000K	-30°C ~ +45°C	3880lm
IGLAWS425SA1E	WS42	100V - 120V AC	2x24W	5000K	-30°C ~ +45°C	3880lm
IGLAWS425ZA1	WS42	100V - 120V AC	2x24W	5000K	-30°C ~ +45°C	3880lm
IGLAWS425ZA1B	WS42	100V - 120V AC	2x24W	5000K	-30°C ~ +45°C	3880lm
IGLAWS425ZA1E	WS42	100V - 120V AC	2x24W	5000K	-30°C ~ +45°C	3880lm

Also available in other CCT.  
 \*Ambient Temperature not applicable for Battery Backup System and Emergency Lighting.



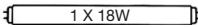
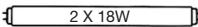
# LED WATERTIGHT LUMINAIRE



## WS SERIES

- B Denotes : With battery backup
- E Denotes : With DC24V emergency LED

### TECHNICAL SPECIFICATIONS IP 67

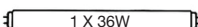
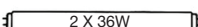
Ideal Replacement:  WS21 for 1X18W  
 WS22 for 2X18W

BH Code	Type	Main Voltage	Power	CCT	Ambient Temp (Ta)	System Lumen
IGLAWS215SA2	WS21	220V - 240V AC	1x12.5W	5000K	-30°C ~ +45°C	970lm
IGLAWS215SA2B	WS21	220V - 240V AC	1x12.5W	5000K	-30°C ~ +45°C	970lm
IGLAWS215SA2E	WS21	220V - 240V AC	1x12.5W	5000K	-30°C ~ +45°C	970lm
IGLAWS215ZA2	WS21	220V - 240V AC	1x12.5W	5000K	-30°C ~ +45°C	970lm
IGLAWS215ZA2B	WS21	220V - 240V AC	1x12.5W	5000K	-30°C ~ +45°C	970lm
IGLAWS215ZA2E	WS21	220V - 240V AC	1x12.5W	5000K	-30°C ~ +45°C	970lm
IGLAWS225SA2	WS22	220V - 240V AC	2x12.5W	5000K	-30°C ~ +45°C	1940lm
IGLAWS225SA2B	WS22	220V - 240V AC	2x12.5W	5000K	-30°C ~ +45°C	1940lm
IGLAWS225SA2E	WS22	220V - 240V AC	2x12.5W	5000K	-30°C ~ +45°C	1940lm
IGLAWS225ZA2	WS22	220V - 240V AC	2x12.5W	5000K	-30°C ~ +45°C	1940lm
IGLAWS225ZA2B	WS22	220V - 240V AC	2x12.5W	5000K	-30°C ~ +45°C	1940lm
IGLAWS225ZA2E	WS22	220V - 240V AC	2x12.5W	5000K	-30°C ~ +45°C	1940lm

Also available in other CCT.  
 \*Ambient Temperature not applicable for Battery Backup System and Emergency Lighting.



### TECHNICAL SPECIFICATIONS IP 67

Ideal Replacement:  WS41 for 1X36W  
 WS42 for 2X36W

BH Code	Type	Main Voltage	Power	CCT	Ambient Temp (Ta)	System Lumen
IGLAWS415SA2	WS41	220V - 240V AC	1x24W	5000K	-30°C ~ +45°C	1940lm
IGLAWS415SA2B	WS41	220V - 240V AC	1x24W	5000K	-30°C ~ +45°C	1940lm
IGLAWS415SA2E	WS41	220V - 240V AC	1x24W	5000K	-30°C ~ +45°C	1940lm
IGLAWS415ZA2	WS41	220V - 240V AC	1x24W	5000K	-30°C ~ +45°C	1940lm
IGLAWS415ZA2B	WS41	220V - 240V AC	1x24W	5000K	-30°C ~ +45°C	1940lm
IGLAWS415ZA2E	WS41	220V - 240V AC	1x24W	5000K	-30°C ~ +45°C	1940lm
IGLAWS425SA2	WS42	220V - 240V AC	2x24W	5000K	-30°C ~ +45°C	3880lm
IGLAWS425SA2B	WS42	220V - 240V AC	2x24W	5000K	-30°C ~ +45°C	3880lm
IGLAWS425SA2E	WS42	220V - 240V AC	2x24W	5000K	-30°C ~ +45°C	3880lm
IGLAWS425ZA2	WS42	220V - 240V AC	2x24W	5000K	-30°C ~ +45°C	3880lm
IGLAWS425ZA2B	WS42	220V - 240V AC	2x24W	5000K	-30°C ~ +45°C	3880lm
IGLAWS425ZA2E	WS42	220V - 240V AC	2x24W	5000K	-30°C ~ +45°C	3880lm

Also available in other CCT.  
 \*Ambient Temperature not applicable for Battery Backup System and Emergency Lighting.

